

Events + News +  
Resources

# AUGUST

## NEWSLETTER

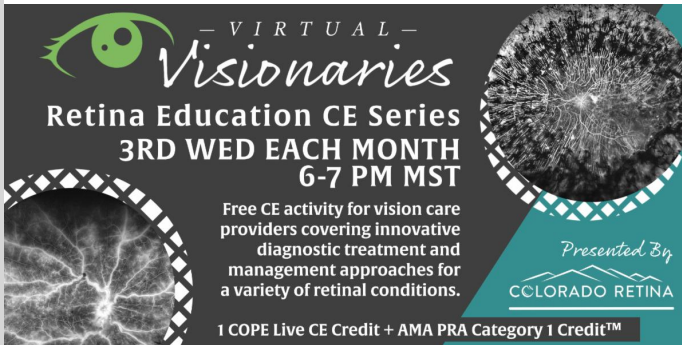


### UPCOMING EVENTS

EDUCATIONAL & NETWORKING OPPORTUNITIES FOR EYE CARE PROVIDERS

## VIRTUAL VISIONARIES

- COPE Accredited CE Series -



*- VIRTUAL -*  
**Visionaries**  
Retina Education CE Series  
3RD WED EACH MONTH  
6-7 PM MST

Free CE activity for vision care providers covering innovative diagnostic treatment and management approaches for a variety of retinal conditions.

Presented By  
COLORADO RETINA

1 COPE Live CE Credit + AMA PRA Category 1 Credit™

Colorado Retina's Virtual Visionaries takes place via Zoom on the third Wednesday of each month from 6-7PM MST. This educational lecture series covers a mix of retina and uveitis topics and complex cases, and features guest sub-specialty experts to highlight a variety of other vision threatening diseases and disorders including: diabetes, cataracts, glaucoma, tumors, nerve-related vision problems, pediatric eye issues, and more.

### LEAN CONCEPTS IN EYE CARE

WEDNESDAY,  
AUGUST 18, 2021  
6-7 PM MST

[Pre-Register](#)

Once pre-registered on Zoom you will receive an email with your personalized login link to join the webinar. Note, you only need to pre-register once on Zoom, it is the same login link for all Virtual Visionaries courses.

**Accreditation:**  
1 COPE CE Credit

Colorado Retina has spent the last three plus years making a practice-wide transformation to embrace a model that's Lean. Lean Healthcare is the application of "Lean" ideas implemented within a practice to minimize waste with ongoing process improvement. At CRA, we apply Lean principles curated by all members within our organization, from technicians to administration staff, to continually strive to identify areas of waste in our workflow and eliminate anything that does not add value for our patients.

Our champion Lean physicians, Drs. Alan Kimura and Murtaza Adam, along side CRA's Lean consultant, Aneesh Suneja of FlowOne Consulting will focus their conversation around how to make simple tweaks in your practice to improve patient satisfaction and care outcomes, while reducing overhead costs. They will provide no to low-cost solutions for how

1 AMA PRA Category 1 Credit™

**Presented by:**

- Alan Kimura, MD
- Murtaza Adam, MD
- Aneesh Suneja - *FlowOne*


to create and deploy fundamental Lean principles, integrate a Lean culture in staff to advance innovation, and instruct on how to utilize your practice data to identify the areas within your organization that require improvement in order to be solely patient-focused.

---

## ANNUAL COA GOLF TOURNAMENT

*One Spot Left on TEAM CRA for an Optometrist!*

MONDAY, AUGUST 23, 2021 - 7:00 AM Shotgun  
Colorado National Golf Club, Erie, CO



Colorado Retina's Drs. Murtaza "Moo" Adam and newcomer, Miriah Teeter have challenged each other to a foursome face-off at COA's Annual Golf Tournament and we have **ONE FREE SPOT LEFT** on the team for a local Optometrist.

You don't have to be a scratch golfer to join our teams comprised of "the most OK'est golfers". Our only requirements are you come prepared to swing a club and let loose for a day out of the office!

The last coveted spot is first come first serve. Email CRA's Marketing Manager ASAP at [kjohnson@retinacolorado.com](mailto:kjohnson@retinacolorado.com) to claim it.

---

## MISSED A PRIOR CE EVENT? Previously Recorded Past CE Activities are Available on our Website for your Viewing.

### JULY 2021 VIRTUAL VISIONARIES

#### The Evolution of Retinal Surgery

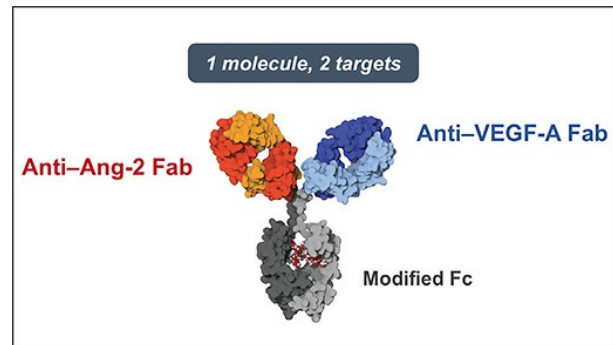
Take a trip down memory land to explore the evolutionary stages of retinal surgery. The history of retinal surgery is compiled of stories of interrelated developments of a vast array of techniques and evolution of technique-driven technology. Retina specialists Kenneth Hovland, MD and Brian Joondeph, MD dig into a variety of ever-evolving retinal surgical repair topics including: retinal detachment repair, AMD treatment, sub macular surgery, macular hole repair, and ERM; exploring means of improved visualization during surgery, digital 3D technology, advances in the surgical setting, anesthesia, and pre and postoperative care of patients that have resulted in better surgical control for the surgeon and rapid visual rehabilitation for the patient.



[View Past CE'S](#)

## FABRICIMAB: FDA Accepts Application for Genentech's Faricimab for the Treatment of Wet AMD and DME

Diabetic Macular Edema (DME) and Wet Age-related macular degeneration (AMD), the leading causes of blindness in US adults, are associated with undertreatment in real-world settings, leading to less than optimal visual outcomes. Genentech's most recent intravitreal therapy, faricimab, is currently being considered for approval by the FDA to help reduce treatment burden and simultaneously improve visual outcomes.



Across four Phase III studies in DME and wet AMD, approximately half of patients receiving faricimab could extend treatment time to every four months - the first time this level of durability has been achieved in Phase III wet AMD and DME studies.

If approved, faricimab would be the first and only medicine designed to target two distinct biologic pathways (VEGF and Ang-Tie) that cause retinal vascular instability and vision loss.

CRA continues to be a part of this essential research to advance treatment for blinding diseases. We value being part of the cutting edge and offering patients access to these novel and exciting therapies. Click below to learn more about our actively enrolling clinical trials. To refer a patient, submit your referral as you normally would (Online, fax or email) and note *\*referral to research\**. The patient must first be a patient of Colorado Retina and be pre-screened by a CRA physician in order to enroll in a clinical research study.

For more information or questions regarding clinical trials, email the Colorado Retina research department at [CRAResearchDept@retinacolorado.com](mailto:CRAResearchDept@retinacolorado.com) or 720-420-3265.

[Learn More](#)

[Currently Enrolling Trials](#)

---

## X-Linked Retinitis Pigmentosa (XLRP): **CLINICAL TRIAL COMING SOON!**

XLRP is an inherited condition that causes progressive vision loss in mostly in boys and young men. Characteristics of the disease include night blindness in early childhood and progressive constriction of the visual field. In general, people with XLRP experience a gradual decline in vision, typically leading to legal blindness in their 30s. Colorado Retina is currently negotiating for an FDA-regulated clinical trial studying gene therapy for males with XLRP. This study, sponsored by the biotech company AGTC, is presently undergoing phase 1/2 trials. Colorado Retina would continue this trial into phase 2/3. Stay tuned for more information!

## X-Linked Retinitis Pigmentosa (XLRP)

- An inherited condition caused by mutations in the RPGR gene
- Causes progressive vision loss in boys and young men
- Begins with night blindness and is followed by progressive constriction of the field of vision
- Often results in total blindness
- There is no specific treatment for this condition



NORMAL VIEW

VIEW WITH  
RETINITIS PIGMENTOSA

[Learn More](#)

### PRACTICE UPDATES

WHAT'S NEW AT COLORADO RETINA ASSOCIATES

**50**  
YEARS OF FIGHTING

FOUNDATION **FIGHTING  
BLINDNESS**

*Together, we're winning.*

### MARK YOUR CALENDAR! Foundation Fighting Blindness 16th Annual Colorado VisionWalk.

Colorado Retina Associates is proud to be a champion supporter of the Colorado VisionWalk since its inception in 2006. Since that date, VisionWalk has raised over \$58 million to fund sight-saving research. As promising treatments move into critical human studies, the need for research funding is greater than ever.

Over 10 million Americans are affected by blinding retinal diseases including macular degeneration, retinitis pigmentosa and Usher syndrome. Colorado Retina in partnership with the Foundation Fighting Blindness is working to find treatments and cures for these devastating diseases. By funding leading edge research in areas such as genetics, gene therapy, transplantation, artificial retinal implants and pharmaceutical and

nutritional therapies, The Foundation is making a difference today to make the world a brighter place for those suffering with blinding retinal diseases.

Register below to join our CRA team and take the important steps toward a cure by participating and fundraising for the 5K VisionWalk. We hope to see you there!

#### **EVENT DETAILS:**

**Date:** Saturday, October 9, 2021

**Location:** City Park Bandshell & Pavilion, Denver, CO

**Schedule:**

9am Registration

10am Stage Presentation

10:15am Walk Begins

10:15am-12pm Dr. Hovlands band, the Vinyls is playing!

[Join the CRA Team](#)

[Donate](#)

## **CASE OF THE MONTH**

**REAL CASES OF YOUR REFERRED PATIENTS**

### **SUSPECT SYPHILITIC CHORIORETINITIS**

**ASHLEIGH LEVISON, M.D., *Uveitis & Retina Specialist at Colorado Retina***

The patient is a 35-year-old male with no significant past medical history who presented with a two month history of progressive symptomatic vision loss and floaters. At presentation vision was 20/20 in the right and 20/30 in the left and IOP was normal. Anterior chamber exam revealed trace cell in both eyes. Anterior vitreous had 1+ cell OU. Posterior exam revealed optic nerve head edema in both eyes as well as macular pigmentary changes. OCT showed focal thickening of the RPE with loss of the overlying photoreceptor inner segment-outer segment junction as well as optic nerve head edema. Examination was highly suspicious for syphilitic chorioretinitis. Laboratory work up revealed a positive syphilis IgG antibody screen. He denied knowledge of history of chancre or rash. The patient was referred to ID for a two week treatment course with IV Penicillin.

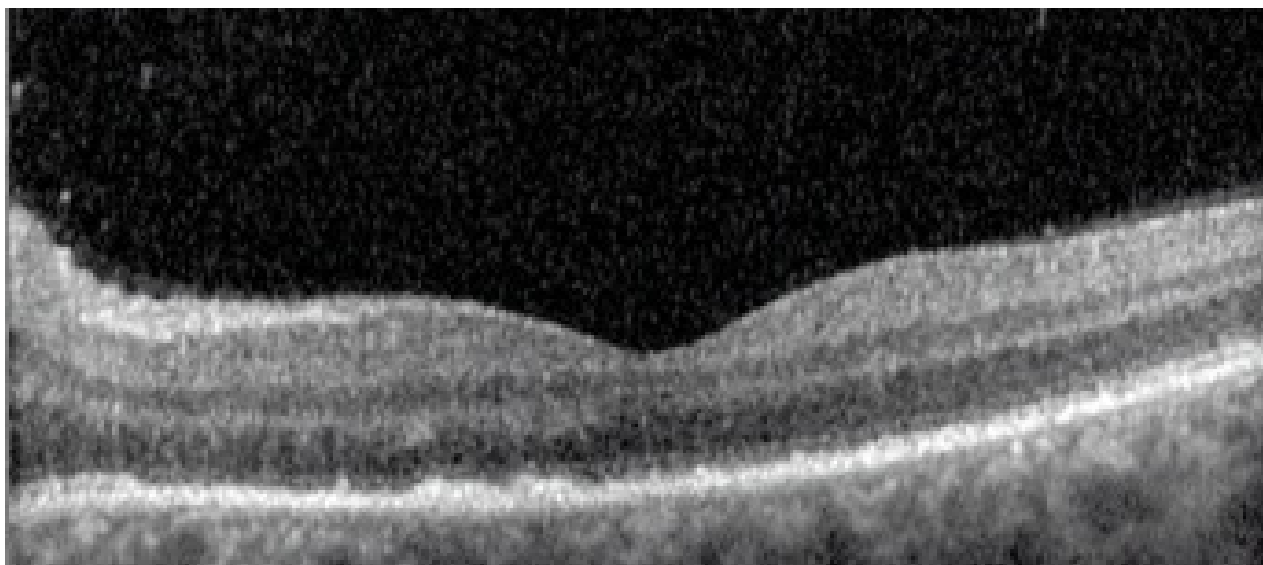


Figure 1 (above): OCT OD

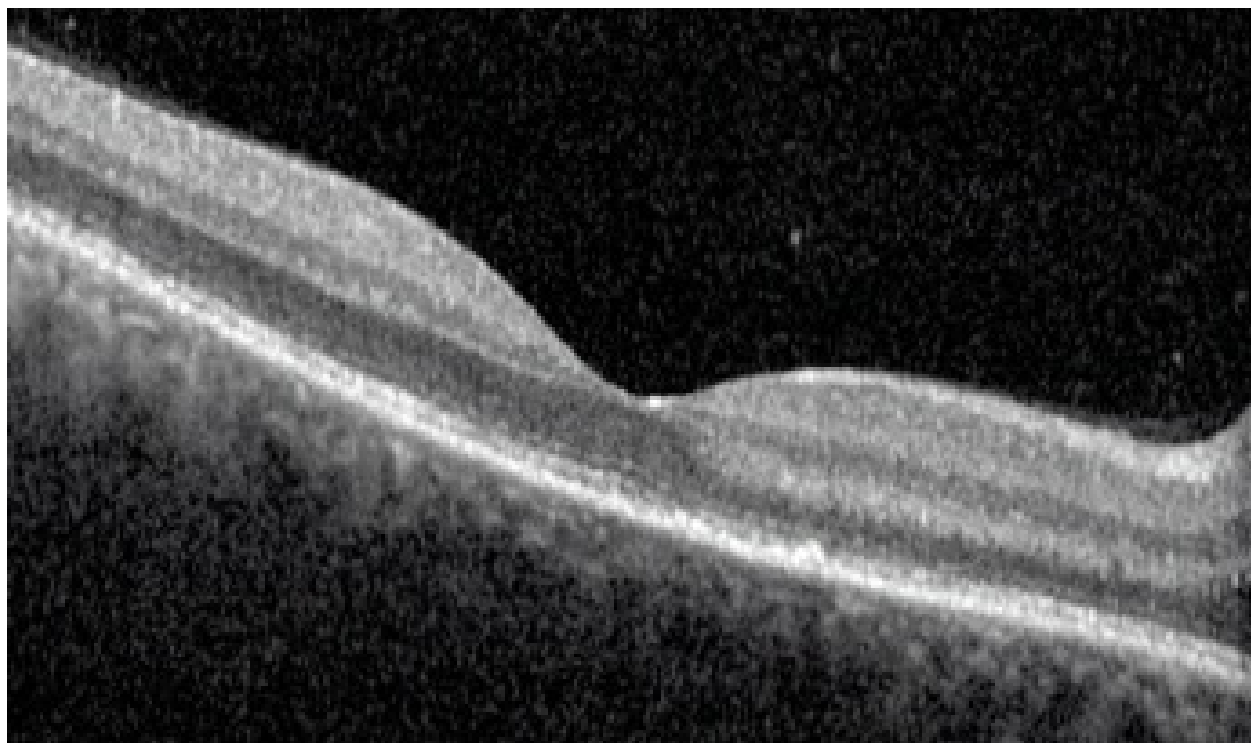


Figure 2 (above): OCT OS

## FEATURED NEWS ARTICLES

PRESS RELEASES & RESOURCES FROM OUR COLORADO RETINA TEAM

### NEXT TIME WILL BE EASIER - TRANSITIONING INTO A PHYSICIAN-EXTENDER.

How to Empower Technicians to Council Patients on Diagnosis and Treatment.

*Zachary Stieneker,  
Primary Scribe at Colorado Retina*

*"THE ABILITY TO PROVIDE OUR PATIENTS WITH MORE FACE-TO-FACE ATTENTION WITHOUT COMPROMISING OUR HIGH STANDARD OF CARE REPRESENTS A MEANINGFUL WIN IN A HEALTHCARE SYSTEM THAT DEMANDS CONTINUOUS STREAMLINING TO KEEP PACE WITH THE EVER-INCREASING NUMBER OF PATIENTS COMING THROUGH OUR DOORS."*

In a busy clinical practice, doctors all have the same need: to have more hours in the work day or the ability to clone themselves to be in multiple places at once. It is a constant hurdle to juggle the daily clinic schedule of emergency add-on patients, consultations, patient counseling, new patient workups, lasers, injections, and finding time to finish charting. At Colorado Retina, vitreoretinal specialist, Dr. Murtaza Adam empowers his team of technicians and scribes to assist him in delivering high-quality and efficient health care, allowing the support staff members to act as "physician-extenders". Dr. Adam provides his team with the tools and education via consistent shadowing to harness their full potential and utilize their skill set of combined emotional and pathologic intelligence to be able to effectively council patients on their diagnosis and

treatment plan. Facilitating this type of team trust and independence keeps the doc on pace and reinforces the staff members knowledge base, ultimately contributing to a well-rounded, increasingly efficient patient experience.

In this article, Dr. Adam's primary scribe, Zach, describes his first experience acting as a physician-extender, showing there may not be as much of a need for human cloning as we thought.

*Seen in: Retinal Physician, July/August 2021 edition.  
All rights reserved.*

Read Full  
Article

REFER A  
PATIENT

REQUEST REFERRAL  
MATERIALS



**COLORADO RETINA ASSOCIATES, P.C.**

[www.retinacolorado.com](http://www.retinacolorado.com)

MAIN PHONE: (303) 261-1600

FAX: (303) 261-1601

CE EVENTS/REFERRALS: [kjohnson@retinacolorado.com](mailto:kjohnson@retinacolorado.com)

GENERAL: [info@retinacolorado.com](mailto:info@retinacolorado.com)

